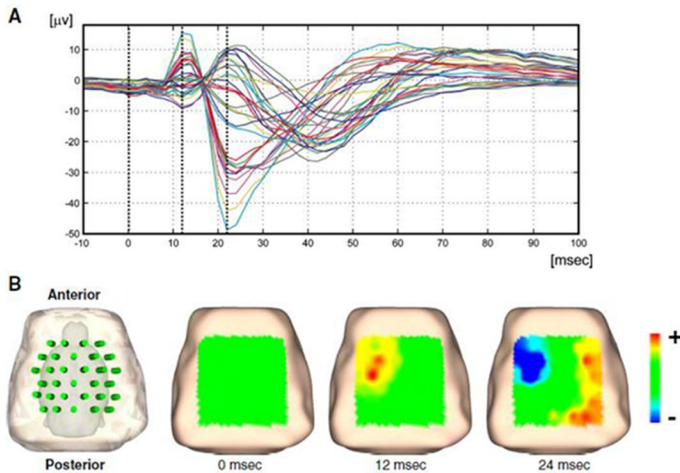


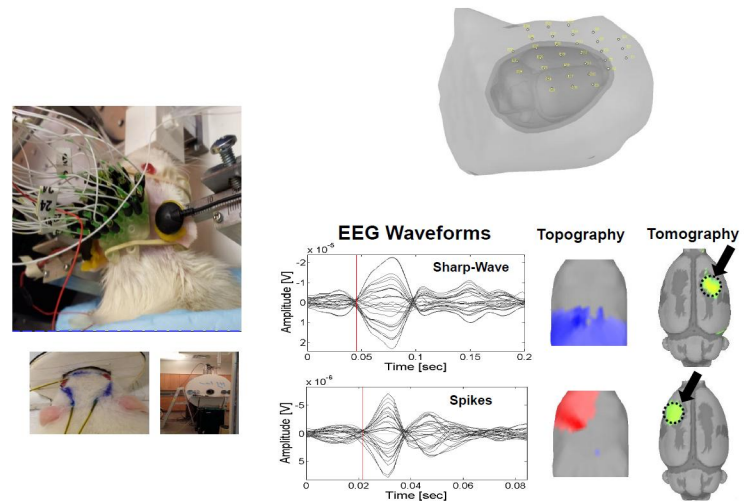
EEG Mini-Cap

The Riera High-Density
Non-Invasive EEG Mini-Cap

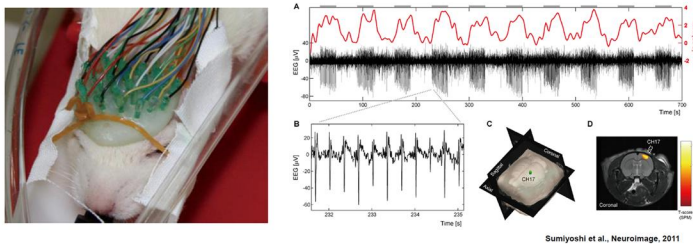
EEG Topography



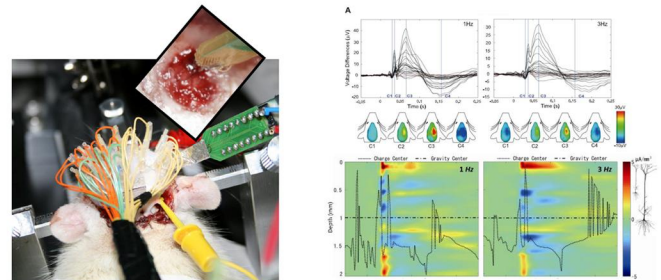
EEG Source Analysis



EEG + fMRI



EEG + MEA



Relevant publications:

- Riera J., Ogawa T., Goto T., Sumiyoshi A., Nonaka H., Evans A., Miyakawa H., Kawashima R. Pitfalls in the dipolar model for the neocortical EEG sources. *Journal of Neurophysiology* 108(4): 956-975, 2012.
- Sumiyoshi, A., Riera J., Ogawa T., Kawashima R. A Mini-Cap for simultaneous EEG and fMRI recording in rodents. *NeuroImage* 54, 1951-1965, 2011.
- Valdés-Hernández P.A., Sumiyoshi A., Nonaka H., Haga R., Aubert-Vásquez E., Iturria-Medina Y., Riera J., Kawashima R. An in vivo MRI template set for morphometry, tissue segmentation and fMRI localization in rats. *Frontiers in Neuroinformatics* 5, article 26:1-19, 2011.

Sales and support in US and Canada by:



Tel: 910-362-1143

Web: cortechsolutions.com

E-mail: sales@cortechsolutions.com

EEG Mini-Cap

The Riera High-Density
Non-Invasive EEG Mini-Cap

The EEG mini-cap, atlas and source models for Wistar rats represent a new experimental platform for translational neuroscience, bridging the gap between rat and human measurements and making enabling non-invasive multi-modal measurements that previously had been unavailable.

Salient Features:

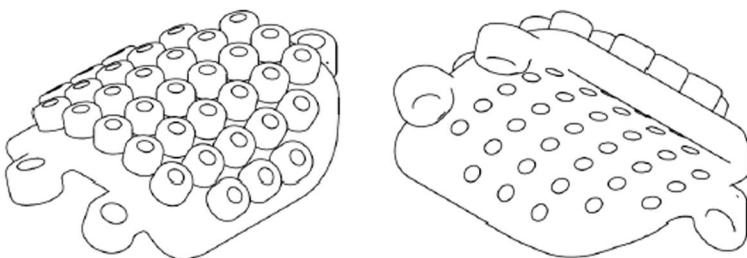
- Unique non-invasive 32 channel scalp recording array
- Biophysical source and head models: brain source analysis methods specially tuned for small heads
- Brain atlas for human comparison: Wistar rat digital probabilistic atlas (available on license) and template (downloadable).
- Simultaneous EEG-fMRI
- Simultaneous EEG-NIRS
- Global EEG + intracranial recording



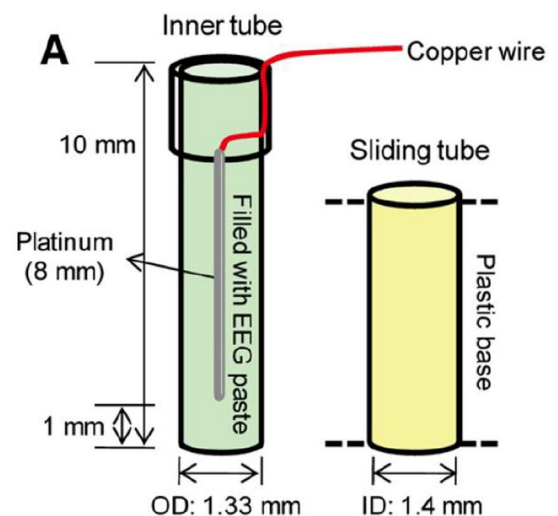
Additional Considerations:

- Easy to apply and remove
- Adaptable to most EEG systems
- Inexpensive
- Reusable

Cap Design



Electrode Design



Patent Pending: Pub. No.: US 2013/0131461 A1, Pub. Date: May 23, 2013

Sales and support in US and Canada by:



Inventors: Riera Jorge, Miyanagi (JP);
Akira sumiyoshij Miyanagi (JP);
Ryuta Kawashima, Miyanagi (JP)

Licensed from: TOHOKU UNIVERSITY,
Sendai-shi, Miyagi (JP)